

# Performa® Cv Control Valves

742 Time Clock

742 Demand

744 Demand



Item	Unit	Quantity	Unit Price	Total Price
1. Labor				
1.1. General Labor	hr	100	10.00	1000.00
1.2. Skilled Labor	hr	50	20.00	1000.00
2. Material				
2.1. Cement	m³	10	150.00	1500.00
2.2. Sand	m³	20	50.00	1000.00
2.3. Gravel	m³	15	80.00	1200.00
2.4. Steel Reinforcement	kg	500	10.00	5000.00
3. Equipment				
3.1. Concrete Pump	hr	5	200.00	1000.00
3.2. Scaffolding	m²	100	10.00	1000.00
4. Other				
4.1. Safety Gear	set	10	50.00	500.00
4.2. Transportation	km	100	10.00	1000.00
5. Profit				
5.1. Material Profit				
5.2. Labor Profit				
5.3. Equipment Profit				
5.4. Other Profit				
6. Total				
6.1. Labor Total				
6.2. Material Total				
6.3. Equipment Total				
6.4. Other Total				
6.5. Profit Total				
6.6. Grand Total				

[illegible][illegible]

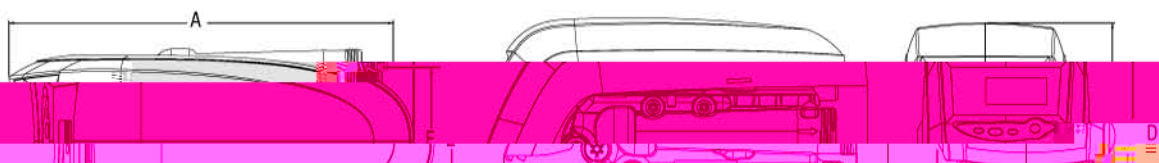


# Dimensions

## Valve Connections

Tank Thread	2-1/2-inches – 8, male
Inlet/Outlet Threads	1-3/4-inches – 12 UNC-2A male
Drain Line	3/4-inch NPT, male
Brine Line	3/8-inch NPT, male
Distributor Tube Diameter	1.050 inches (27 mm)
Distributor Tube Length	1/2 ± 1/2-inches (13 ± 13 mm) above top of tank

## Outline Dimensions



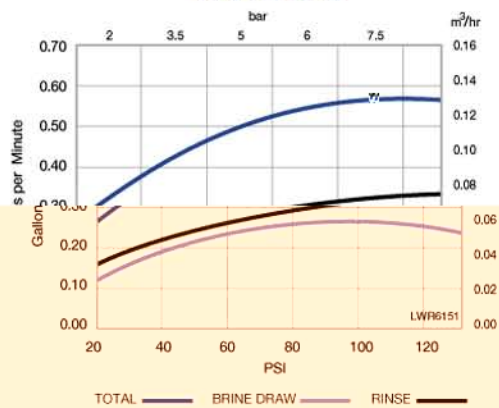
Flow Rates (Valve Open)



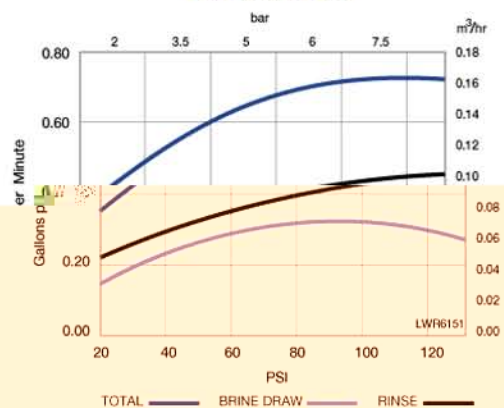
# Injector\* Performance

## Logix™ Series Controllers

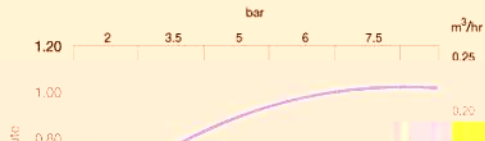
Injector "H" (Light Purple)  
For 9-inch Tanks




Injector "J" (Light Blue)  
For 10-inch Tanks



Injector "K" (Pink)  
For 12-inch Tanks



Injector "L" (Orange)  
For 13- and 14-inch Tanks



Injector "N" (Green)  
For 16-inch Tanks



Injector "P" (Purple)  
For 18-inch Tanks



Injector "R" (Dark Green)  
For 20-inch Tanks



Fax: 262.784.7794

1400  
Fax: 262.238.4402

Customer Care: 800.275.3404

www.pentairaquapro.com